

Receta tarta de chocolate



Ingredientes



1 paquete
Galletas



1 sobre de
Natillas



Canela



Chocolate



Leche



opcional



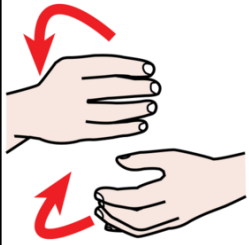
Coco rallado



Coñac



1



Hacemos las natillas

2



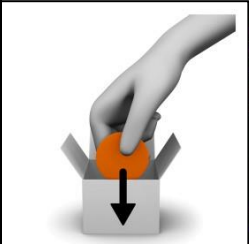
Fundimos el chocolate

3



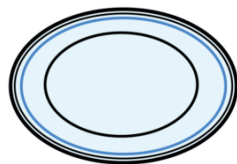
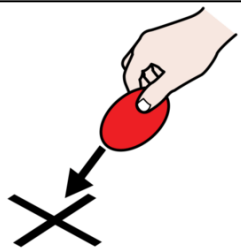
Templamos la leche con canela

4



Mojamos las galletas en la leche templada

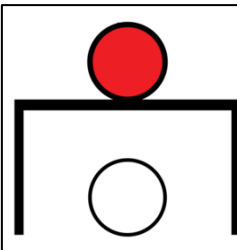
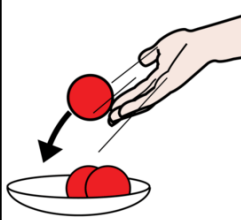
5



Colocamos las galletas en un plato

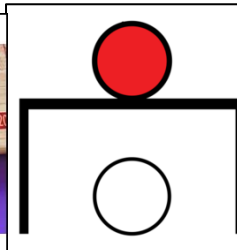
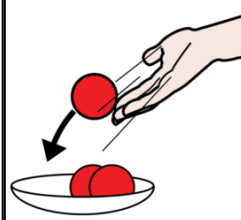


6



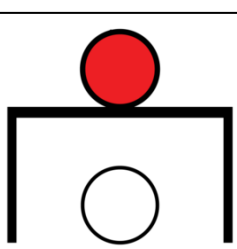
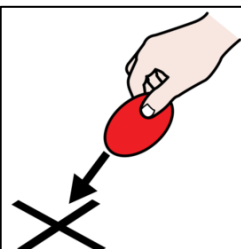
Echamos las natillas en las galletas.

7



Echamos chocolate encima de las natillas.

8



Ponemos galletas por encima.



<h1>9</h1>				<p>Repetimos el proceso hasta que se acaben las galletas</p>
------------	--	--	--	--

<h1>10</h1>			<p>Echamos el coco (opcional)</p>
-------------	--	--	-----------------------------------

